

Cynomolgus Fc gamma RIIA/CD32a Protein

Cat. No. CDA-CM132



Description

Source	Recombinant Cynomolgus Fc gamma RIIA/CD32a Protein is expressed from HEK293 with His tag at the C-Terminus.
	It contains Gln28-Pro208.
Accession	Q8SPW4-1
Molecular Weight	The protein has a predicted MW of 21.3 kDa. Due to glycosylation, the protein migrates to 30-40 kDa based on Bis-Tris PAGE result.
Endotoxin	Less than 1 EU per µg by the LAL method.
Purity	> 95% as determined by Bis-Tris PAGE
	> 95% as determined by HPLC

Formulation and Storage

Formulation	Lyophilized from 0.22µm filtered solution in PBS (pH 7.4). Normally 8% trehalose is added as protectant before lyophilization.
Reconstitution	Dissolve the lyophilized protein in distilled water. Please refer to the Certificate of Analysis for detailed instructions.
Storage	-20 to -80°C for 12 months as supplied from date of receipt. -80°C for 3 months after reconstitution. Recommend to aliquot the protein into smaller quantities for optimal storage. Please minimize freeze-thaw cycles.

Background

The Fc gamma Rs have been divided into three classes based on close relationships in their extracellular domains; these groups are designated Fc gamma RI (also known as CD64), Fc gamma RII (CD32), and Fc gamma RIII (CD16). Each group may be encoded by multiple genes and exist in different isoforms depending on species and cell type. The CD64 proteins are high affinity receptors ($\sim 10^{-8}$ - 10^{-9} M) capable of binding monomeric IgG, whereas the CD16 and CD32 proteins bind IgG with lower affinities ($\sim 10^{-6}$ - 10^{-7} M) only recognizing IgG aggregates surrounding multivalent antigens.

Assay Data

Bis-Tris PAGE



Cynomolgus Fc gamma RIIA on Bis-Tris PAGE under reduced condition. The purity is greater than 95%.

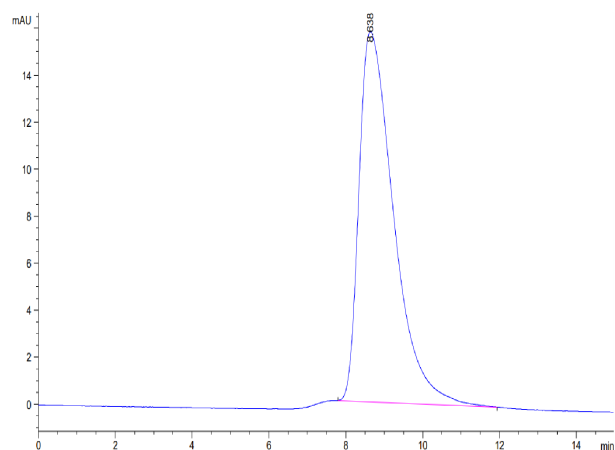
SEC-HPLC

Cynomolgus Fc gamma RIIA/CD32a Protein

Cat. No. CDA-CM132



Assay Data



The purity of Cynomolgus Fc gamma RIIA is greater than 95% as determined by SEC-HPLC.

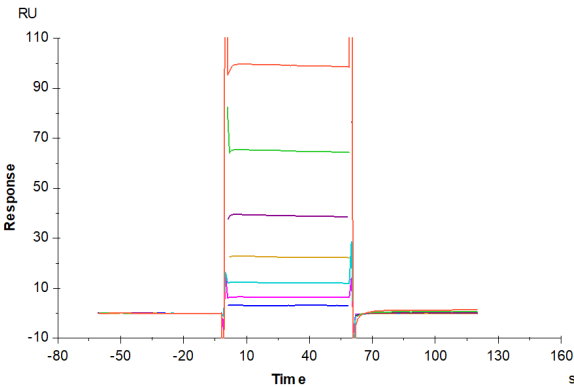
Cynomolgus Fc gamma RIIA/CD32a Protein

Cat. No. CDA-CM132



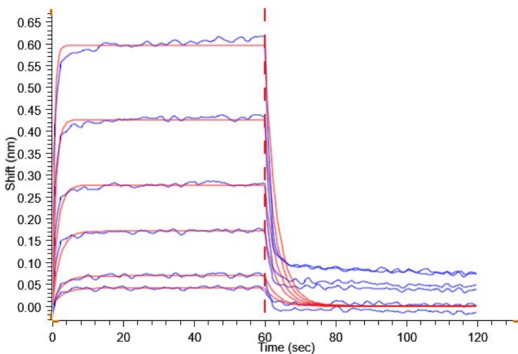
Assay Data

SPR Data



Cynomolgus Fc gamma RIIA, His Tag captured on CM5 Chip via Anti-his antibody can bind Rituximab with an affinity constant of 4.39 μ M as determined in SPR assay (Biacore T200).

BLI Data



Loaded Cynomolgus Fc gamma RIIA, His Tag on Anti-His-Biosensor, can bind Rituximab with an affinity constant of 1.75 μ M as determined in BLI assay (Gator).